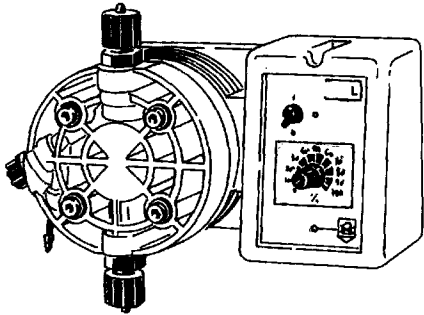


Configuration



Power supply: 230 VAC (190÷265 VAC)
 Power supply: 115 VAC (90÷135 VAC)
 Power supply: 24 VAC (20÷32 VAC)
 Power supply: 12 VDC (10÷16 VDC)

MODELS

CO	"GCO" Constant pump with stroke speed (frequency) adjustment.
CL	"GCL" Constant pump with level control, stroke speed (frequency) adjustment.

CAPACITIES

			HOSE	VALVE
2005	5 l/h against 20 bar	1.32 GPH against 290 PSI	4x8	3/8"
0515	15 l/h against 5 bar	3.96 GPH against 72 PSI	6x8*	1/2"
0420	20 l/h against 4 bar	5.28 GPH against 58 PSI	6x8*	1/2"
0330	30 l/h against 3 bar	7.93 GPH against 43 PSI	8x12	1/2"
0150	50 l/h against 1 bar	13.2 GPH against 14 PSI	8x12	1/2"
00100	100 l/h against 0 bar	26.4 GPH against 0 PSI	8x12	1/2"

*6x8 hose is made of Polyethylene for suction and for delivery.

POWER SUPPLY

00	230 VAC Schuko plug
0S	230 VAC Australian plug
01	230 VAC Without plug
03	115 VAC US plug
04	24 VAC Without plug
05	12 VDC *
07	24 VDC

* Not available on some models.

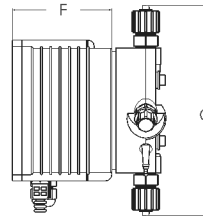
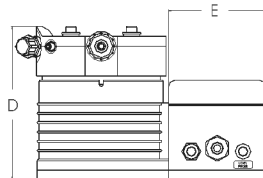
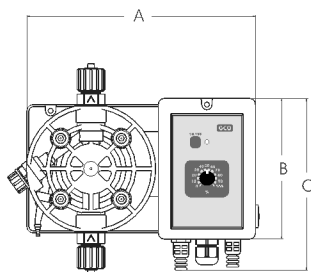
Model G **CO** **2001** **V** **00** **00**

LIQUID ENDS

	Head	Orings	Valve		Diaphragm	Hose		Viscosity Max CPS
			Body	Balls		Delivery	Suction	
V	Polypropylene	Viton®	Polypropylene	Ceramic	PTFE	Polyethylene	PVC/PE	100
D	Polypropylene	Etylene Propylene	Polypropylene	Ceramic	PTFE	Polyethylene	PVC/PE	100
W	Polypropylene	Nytrile	Polypropylene	Ceramic	PTFE	Polyethylene	PVC/PE	100
T	Polypropylene	Viton®+PTFE	Polypropylene	Ceramic	PTFE	Polyethylene	PVC/PE	100
S	Polypropylene	Silicone	Polypropylene	Ceramic	PTFE	Polyethylene	PVC/PE	100
A	Acrylic	Viton®	Polypropylene	Ceramic	PTFE	Polyethylene	PVC	100
K	PVDF	Viton®	PVDF	Ceramic	PTFE	PVDF	PVDF	100
P	PVDF	EPDM	PVDF	Ceramic	PTFE	PVDF	PVDF	100

Viton® is a registered trademark of DuPont Dow Elastomers.

INFORMATION						
	Stroke per minute		Power consumption at (230VAC)	Power consumption at (115VAC)	Power consumption at (24VAC/VCC)	Weight
	Min	Max				
2005	12	120	27 Watt	21 Watt	N/A	5.7 Kg (12.6 Lbs)
0515	12	120	27 Watt	15 Watt	14 Watt	
0420	12	120	27 Watt	21 Watt	N/A	
0330	12	120	27 Watt	21 Watt	N/A	
0150	12	120	27 Watt	21 Watt	N/A	
00100	12	120	27 Watt	21 Watt	N/A	



DIMENSIONS		
	mm	inches
A	221	8.70
B	136	5.35
C	166	6.53
D	148	5.82
E	94	3.70
F	96	3.77
G	203	7.99

IP65 enclosure (NEMA4x)

"G" series metering pumps are manufactured in molded glass filled and Polypropylene housing to ensure protection against aggressive chemicals and tough environment.

MORE INFORMATION							
	Flow				cc per Stroke Max	Maximum Injection Pressure	
	Min cc/h	Max l/h	Min GPH	Max GPH			
2005	500	5	0.13	1.32	0.7	20 bar	290 PSI
0515	1500	15	0.39	3.96	2.1	5 bar	73 PSI
0420	2000	20	0.52	5.28	2.8	4 bar	58 PSI
0330	3000	30	0.79	7.93	4.2	3 bar	43 PSI
0150	5000	50	1.32	13.2	7	1 bar	15 PSI
00100	10000	100	2.64	26.4	14	0 bar	0 PSI